

Threaded End Connection



Series S Ductile Iron

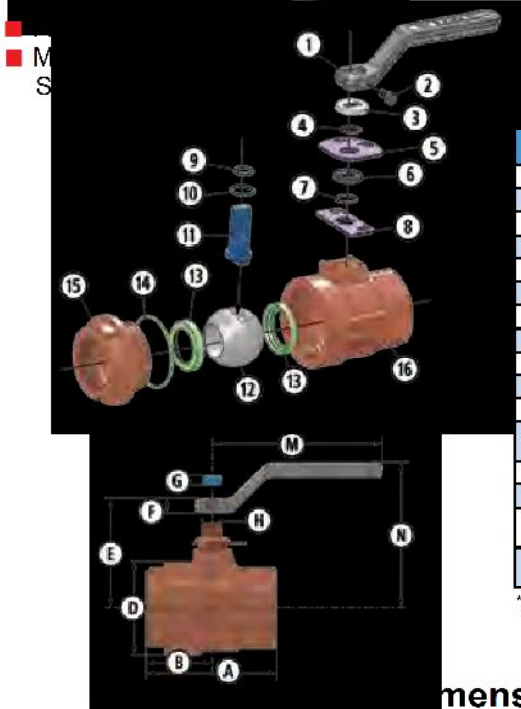
- Lever Operated Ball Valve
- To 2000 PSI WP
- 1" Through 4"
- Threaded Body Construction

- High Grade Annealed Ductile Iron for Better Corrosion Resistance and Greater Yield Strength
- Multi-Seal Seats
- NACE Valves Include 316 Stainless Steel Ball and Stem
- Rugged Locking Device Standard

Material Description

ITEM	PART NAME	MATERIAL (STANDARD)	MATERIAL (NACE)
1	Handle*	Carbon Steel/Ductile Iron	Carbon Steel/Ductile Iron
2	Handle Bolt	Standard Hex Bolt	Standard Hex Bolt
3	Weather Guard	Polyethylene	Polyethylene
4	Lock Plate Retainer	Carbon Spring Steel	Carbon Spring Steel
5	Lock Plate	Carbon Steel	Carbon Steel
6	Dust Cover	Polyethylene	Polyethylene
7	Stop Plate Retainer	Carbon Spring Steel	Carbon Spring Steel
8	Stop Plate	Carbon Steel	Carbon Steel
9	Stem O-Ring	Buna-N	Fluorocarbon
10	Stem Seal	TFE	TFE
11	Stem	Carbon Steel	316 Stainless Steel
12	Ball	Carbon Steel Nickel Chrome Plated	316 Stainless Steel
13	Ball Seat	Nylon (TFE Optional)	Nylon (TFE Optional)
14	Body O-Ring	Buna-N	Fluorocarbon
15	End Adapter	ASTM A395 Class 60-40-18 Fully Annealed	ASTM A395 Class 60-40-18 Fully Annealed
16	Body	ASTM A395 Class 60-40-18 Fully Annealed	ASTM A395 Class 60-40-18 Fully Annealed

*Handle is optional. Ball valves can also be operated with a standard open-end wrench.



Dimensional Data

SIZE	CATALOG NUMBER		PORT	WP	A	B	D	E	F	G	H	M	N	LBS.	HANDLE	Cv
	STANDARD TRIM CARBON STEEL BALL & STEM	NACE TRIM 316 SS BALL & STEM														
1x1x1	1F-S42-SE	1F-S42N-SE	1	1000	3.87	1.93	2.25	2.37	.50	.340	.685	4.37	2	3	P-333-CS	-
1x1x1	1F-S62-SE	1F-S62N-SE	1	1500	3.87	1.93	2.25	2.37	.50	.340	.685	4.37	2	3	P-333-CS	-
1x1x1	1F-S92-SE	1F-S92N-SE	1	2000	4	2	2.50	2.37	.50	.340	.685	4.37	2	4	P-333-CS	-
2x1.5x2	2R-S32-SE	2R-S32N-SE	1.5	750	5.25	2.62	3.37	3.62	.62	.434	.873	7.25	5.25	8	P-4128-CS	125
2x1.5x2	2R-S42-SE	2R-S42N-SE	1.5	1000	5.25	2.62	3.37	3.62	.75	.434	.873	7.25	5.25	8	P-4128-CS	125
2x1.5x2	2R-S62-SE	2R-S62N-SE	1.5	1500	5.25	2.62	3.37	3.62	.75	.434	.873	7.25	5.25	8.5	P-4128-CS	125
2x1.5x2	2R-S92-SE	2R-S92N-SE	1.5	2000	5.50	2.75	3.75	3.62	.75	.434	.873	7.25	5.25	10	P-4128-CS	125
2x2x2	2F-S32-SE	2F-S32N-SE	2	750	5.75	2.87	4.25	4.37	.75	.497	.998	10.25	6.20	12	P-4129-CS	-
2x2x2	2F-S42-SE	2F-S42N-SE	2	1000	5.75	2.87	4.25	4.37	.75	.497	.998	10.25	6.20	13	P-4129-CS	-
2x2x2	2F-S62-SE	2F-S62N-SE	2	1500	6	3	4.75	4.37	.75	.497	.998	10.25	6.20	15	P-4129-CS	-
2x2x2	2F-S92-SE	2F-S92N-SE	2	2000	6	3	4.75	4.37	.75	.497	.998	10.25	6.20	18	P-4129-CS	-
3x2x3	3R-S32-SE	3R-S32N-SE	2	750	7.25	3.50	4.50	4.37	.75	.497	.998	10.25	6.20	17.8	P-4129-CS	180
3x2x3	3R-S62-SE	3R-S62N-SE	2	1500	7.25	3.62	5	4.37	.75	.497	.998	10.25	6.20	22	P-4129-CS	180
3x2.5x3*	3R-S42-SE	3R-S42N-SE	2.5	1000	7.62	3.93	5.25	5.25	1.06	.622	1.248	16	5.75	24	P-4126-DI	400
3x3x3	3F-S32-SE	3F-S32N-SE	3	750	8	4	6	5.75	.87	.747	1.373	20	7.75	31	P-4127-DI	-
3x3x3	3F-S42-SE	3F-S42N-SE	3	1000	8.75	4.37	6	5.75	.87	.747	1.373	20	7.75	35	P-4127-DI	-
4x3x4	4R-S32-SE	4R-S32N-SE	3	750	8.75	4.37	6	5.75	.87	.747	1.373	20	7.75	36	P-4127-DI	525
4x3x4	4R-S42-SE	4R-S42N-SE	3	1000	8.75	4.37	6	5.75	.87	.747	1.373	20	7.75	35	P-4127-DI	525
4x4x4	4F-S22-SE	4F-S22N-SE	4	500	9.37	4.68	7.50	6.37	1.06	.747	1.373	20	8.37	49	P-4127-DI	-

* This reduced port valve has a 2.5" bore for increased flow.

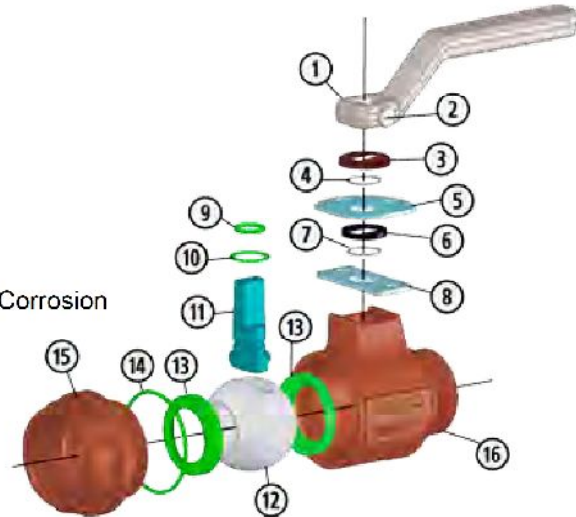
Male x Female Threaded End Connection

Series S Ductile Iron



- Lever Operated Ball Valve
- 750 PSI WP
- 2" Through 4"
- Threaded Body Construction

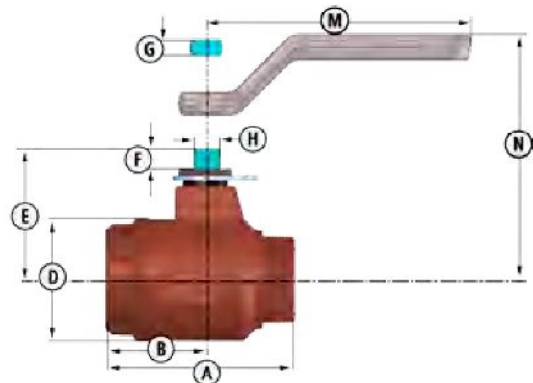
- High Grade Annealed Ductile Iron for Better Corrosion Resistance and Greater Yield Strength
- Multi-Seal Seats
- Fire Safe Design
- NACE Valves Include 316 Stainless Steel Ball and Stem
- Rugged Locking Device Standard
- Maintenance Free



Material Description

ITEM	PART NAME	MATERIAL (STANDARD)	MATERIAL (NACE)
1	Handle*	Carbon Steel/Ductile Iron	Carbon Steel/Ductile Iron
2	Handle Bolt	Standard Hex Bolt	Standard Hex Bolt
3	Weather Guard	Polyethylene	Polyethylene
4	Lock Plate Retainer	Carbon Spring Steel	Carbon Spring Steel
5	Lock Plate	Carbon Steel	Carbon Steel
6	Dust Cover	Polyethylene	Polyethylene
7	Stop Plate Retainer	Carbon Spring Steel	Carbon Spring Steel
8	Stop Plate	Carbon Steel	Carbon Steel
9	Stem O-Ring	Buna-N	Fluorocarbon
10	Stem Seal	TFE	TFE
11	Stem	Carbon Steel	316 Stainless Steel
12	Ball	Carbon Steel Nickel Chrome Plated	316 Stainless Steel
13	Ball Seat	Nylon (TFE Optional)	Nylon (TFE Optional)
14	Body O-Ring	Buna-N	Fluorocarbon
15	End Adapter	ASTM A395 Class 60-40-18 Fully Annealed	ASTM A395 Class 60-40-18 Fully Annealed
16	Body	ASTM A395 Class 60-40-18 Fully Annealed	ASTM A395 Class 60-40-18 Fully Annealed

*Handle is optional. Ball valves can also be operated with a standard open-end wrench.



Dimensional Data

SIZE	CATALOG NUMBER		PORT	WP	A	B	D	E	F	G	H	M	N	LBS.	HANDLE	Cv
	STANDARD TRIM CARBON STEEL BALL & STEM	NACE TRIM 316 SS BALL & STEM														
2x1.5x2	2R-S32-MF	2R-S32N-MF	1.5	750	5	2.68	3.37	3.62	.62	.434	.873	7.25	5.25	8	P-4128-CS	140
3x2x3	3R-S32-MF	3R-S32N-MF	2	750	6.68	3.50	4.50	4.37	.75	.497	.998	10.25	6.20	17.8	P-4128-CS	200
4x3x4	4R-S32-MF	4R-S32N-MF	3	750	8.38	4.50	6	5.75	.87	.747	1.373	20	7.75	36	P-4127-DI	550